

2 February 2018

PUBLIC SPACES PROTECTION ORDER SCRUTINY SUB-GROUP – 7 FEBRUARY 2018

A meeting of the Public Spaces Protection Order Scrutiny Sub-Group will be held at 5.30pm on Wednesday 7 February 2018 in Committee Room 1 at the Town Hall, Rugby.

Adam Norburn
Executive Director

A G E N D A

PART 1 – PUBLIC BUSINESS

1. Minutes – to approve the minutes of the meeting held on 21 November 2017.
2. Apologies – to receive apologies for absence from the meeting.
3. Declarations of Interest

To receive declarations of:

(a) non-pecuniary interests as defined by the Council's Code of Conduct for Councillors;

(b) pecuniary interests as defined by the Council's Code of Conduct for Councillors;
and

(c) notice under Section 106 Local Government Finance Act 1992 – non-payment of Community Charge or Council Tax.

Note: Members are reminded that they should declare the existence and nature of their interests at the commencement of the meeting (or as soon as the interest becomes apparent). If that interest is a pecuniary interest the Member must withdraw from the room unless one of the exceptions applies.

Membership of Warwickshire County Council or any Parish Council is classed as a non-pecuniary interest under the Code of Conduct. A Member does not need to declare this interest unless the Member chooses to speak on a matter relating to their membership. If the Member does not wish to speak on the matter, the Member may still vote on the matter without making a declaration.

4. Revised one-page strategy.
5. Responses to the consultation questionnaire.
6. Shortlisting of Public Spaces Protection Orders.
7. Programme of Work and Dates of future meetings – please bring your diaries to the meeting.

PART 2 – EXEMPT INFORMATION

There is no business involving exempt information.

Membership of the group:

Councillors Sandison (Chair), Douglas, Lowe, Mrs New and Mrs O'Rourke

If you have any general queries with regard to this agenda please contact Linn Ashmore, Democratic Services Officer (01788 533522 or e-mail linn.ashmore@rugby.gov.uk). Any specific queries concerning reports should be directed to the listed contact officer.

If you wish to attend the meeting and have any special requirements for access please contact the Democratic Services Officer named above.

SCRUTINY REVIEW OF DOG CONTROL ORDERS AND PUBLIC SPACES PROTECTION ORDERS

ONE-PAGE STRATEGY

What is the broad topic area?

How can we encourage a change of behaviour on the part of those dog owners who do not comply with the present dog control orders?

How effective are the current PSPOs (e.g. dogs, intoxicating drinks in the town centre)

What other PSPOs should the council consider introducing?

To comply with Home Office guidance, the impact on the victims must be considered in determining if to use specific PSPOs.

What is the specific topic area?

The review of public spaces protection orders (PSPOs) introduced to replace the dog control orders before they become invalid in September 2017.

The inclusion in the PSPOs of other categories of persistent or continuing behaviour that has a detrimental effect on quality of life.

The enforcement of the new PSPOs, including clarification of the roles of the various wardens and rangers.

What is the ambition of the review?

Creation of an environment for the enjoyment of open spaces by all and enhanced community wellbeing.

How well does the service perform at the moment?

There is a wide variety of open spaces and these are used in different ways by a range of different people. Consequently, some conflict arises, leading to community tension and complaints. There is limited ability to modify behaviour or enforce change because of limitations in the legislation.

The task group will seek to learn from the experience of the existing PSPO for the control of the anti-social consumption of intoxicating substances in the town centre area.

Who shall we consult about the current service and about how we can improve it?

Parish councils, users of parks such as sports clubs, dog club, model engineers and the general public, specific groups identified during the review.

What other help do we need?

Information from other councils, Legal Services.

How long should it take?

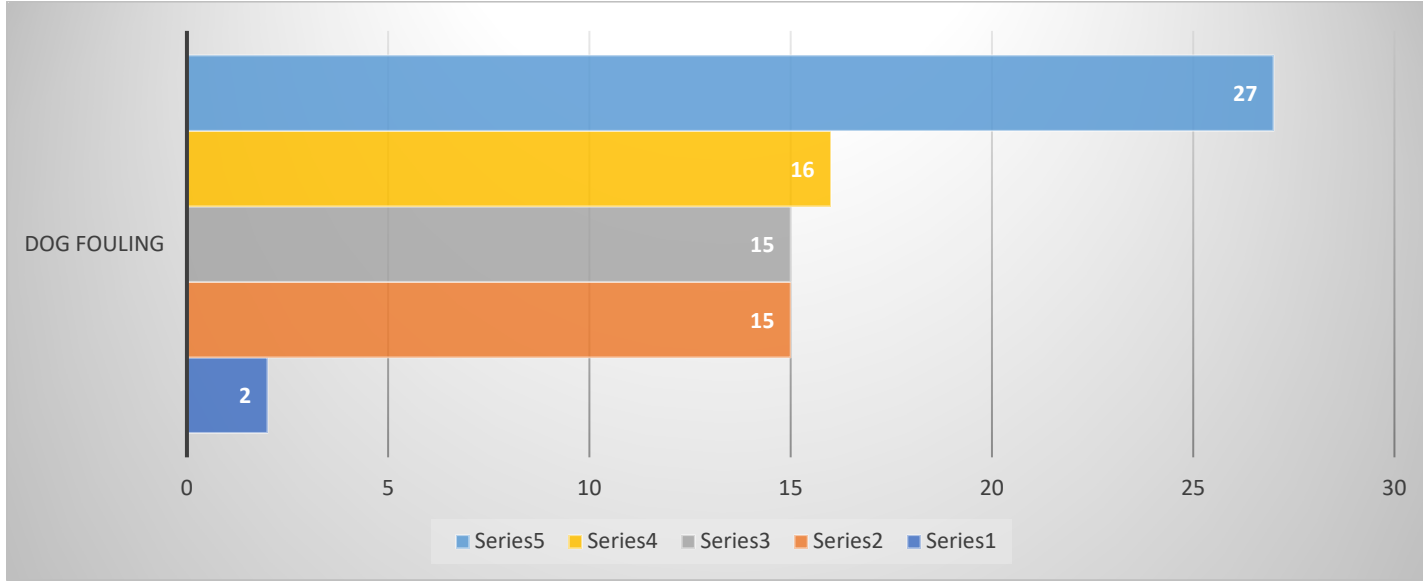
Six months maximum.

What will be the outcome?

Establishment of need for regulation to encourage appropriate behaviour in public spaces and to control inappropriate behaviour. Recommendations for implementing and enforcing this.

Question 1

Chart A

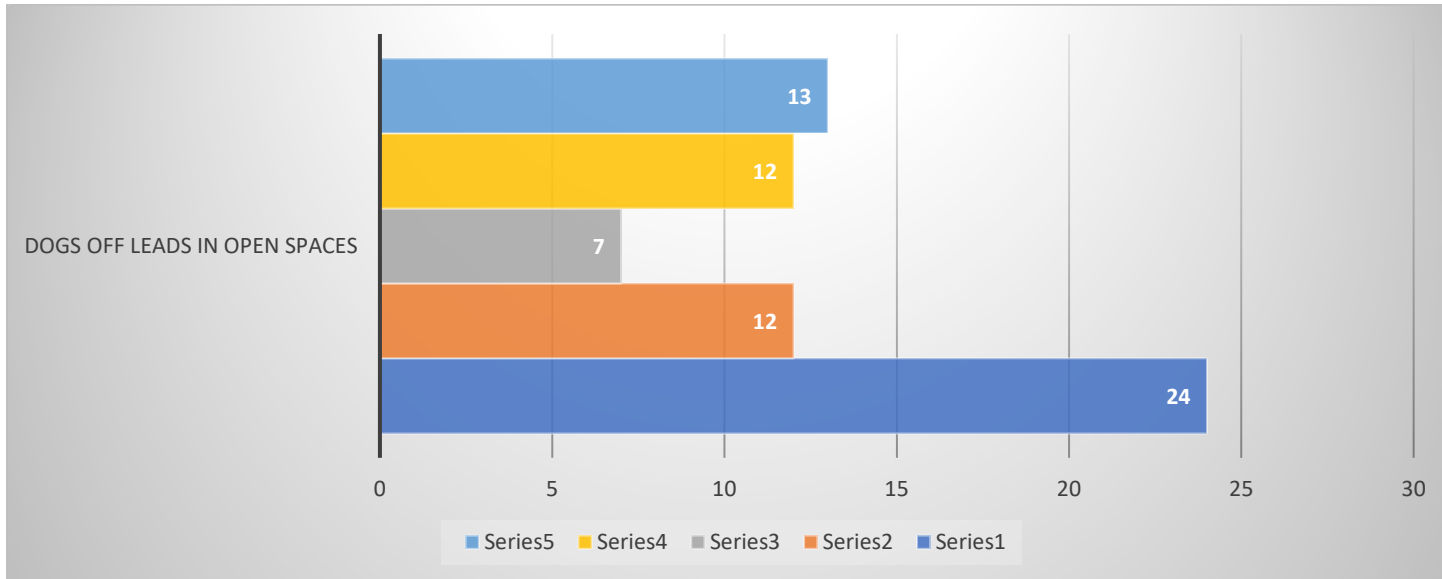


Dog fouling	2	15	15	16	27		75	100%
	2.67%	20.00%	20.00%	21.33%	36.00%		100.00%	

1- On a scale of 1 to 5, where 1 is not a nuisance and 5 is a significant nuisance, to what extent do the behaviours listed cause a nuisance in public places near to you?

Question 1

Chart B

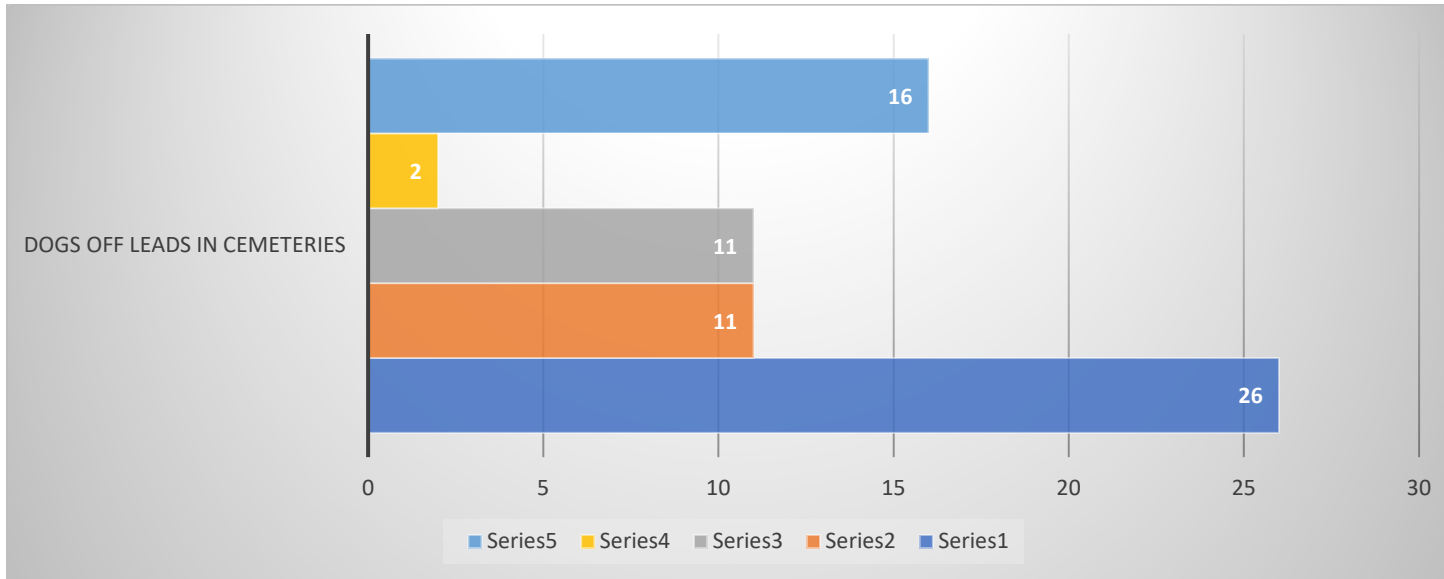


Dogs off leads in open spaces	24	12	7	12	13		68	91%
	35.29%	17.65%	10.29%	17.65%	19.12%		100.00%	

1- On a scale of 1 to 5, where 1 is not a nuisance and 5 is a significant nuisance, to what extent do the behaviours listed cause a nuisance in public places near to you?

Question 1

Chart C

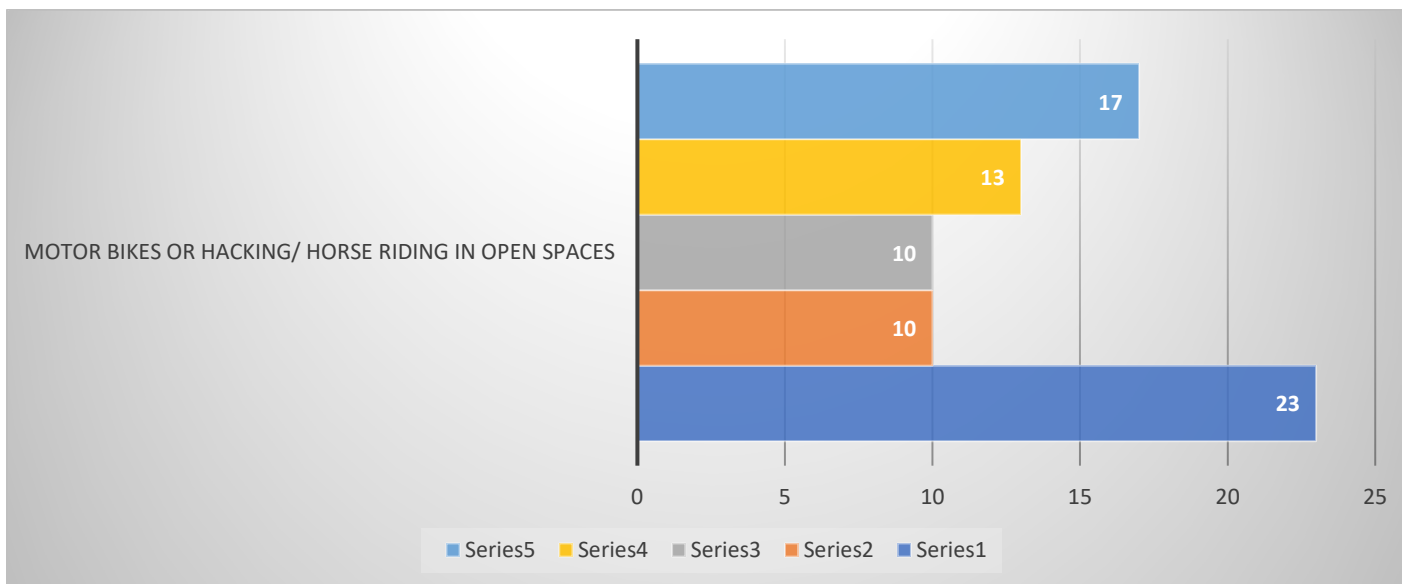


Dogs off leads in cemeteries	26	11	11	2	16		90%
						66	
	39.39%	16.67%	16.67%	3.03%	24.24%		100.00%

1- On a scale of 1 to 5, where 1 is not a nuisance and 5 is a significant nuisance, to what extent do the behaviours listed cause a nuisance in public places near to you?

Question 1

Chart D



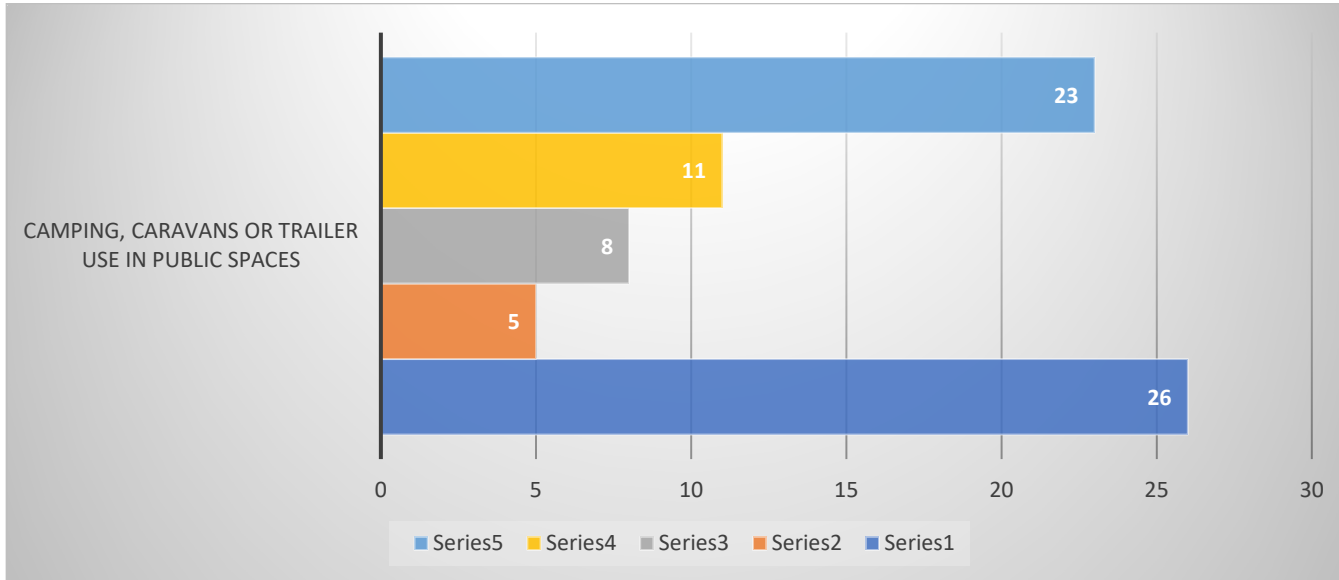
Motor bikes or hacking/ horse riding in open spaces	23	10	10	13	17		73
	31.51%	13.70%	13.70%	17.81%	23.29%		100.00%

97%

1- On a scale of 1 to 5, where 1 is not a nuisance and 5 is a significant nuisance, to what extent do the behaviours listed cause a nuisance in public places near to you?

Question 1

Chart E



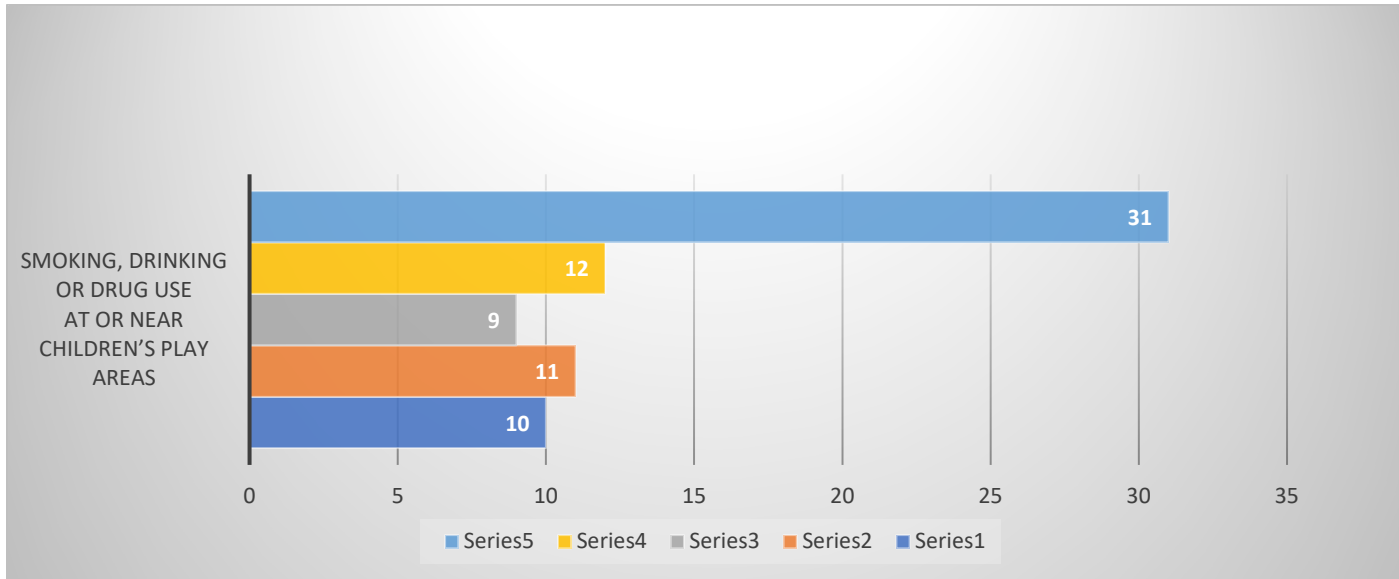
Camping, caravans or trailer use in public spaces	26	5	8	11	23		73
	35.62%	6.85%	10.96%	15.07%	31.51%		100.00%

97%

1- On a scale of 1 to 5, where 1 is not a nuisance and 5 is a significant nuisance, to what extent do the behaviours listed cause a nuisance in public places near to you?

Question 1

Chart F



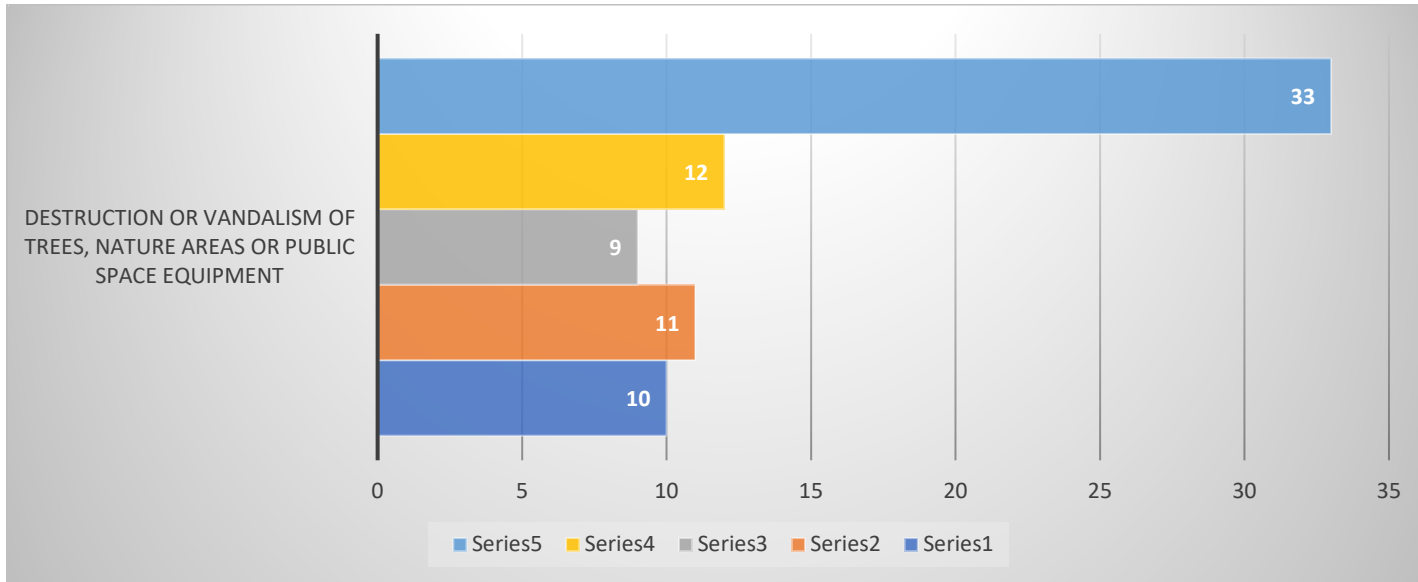
Smoking, drinking or drug use at or near children's play areas	10	11	9	12	31		73
	13.70%	15.07%	12.33%	16.44%	42.47%		100.00%

97%

1- On a scale of 1 to 5, where 1 is not a nuisance and 5 is a significant nuisance, to what extent do the behaviours listed cause a nuisance in public places near to you?

Question 1

Chart G

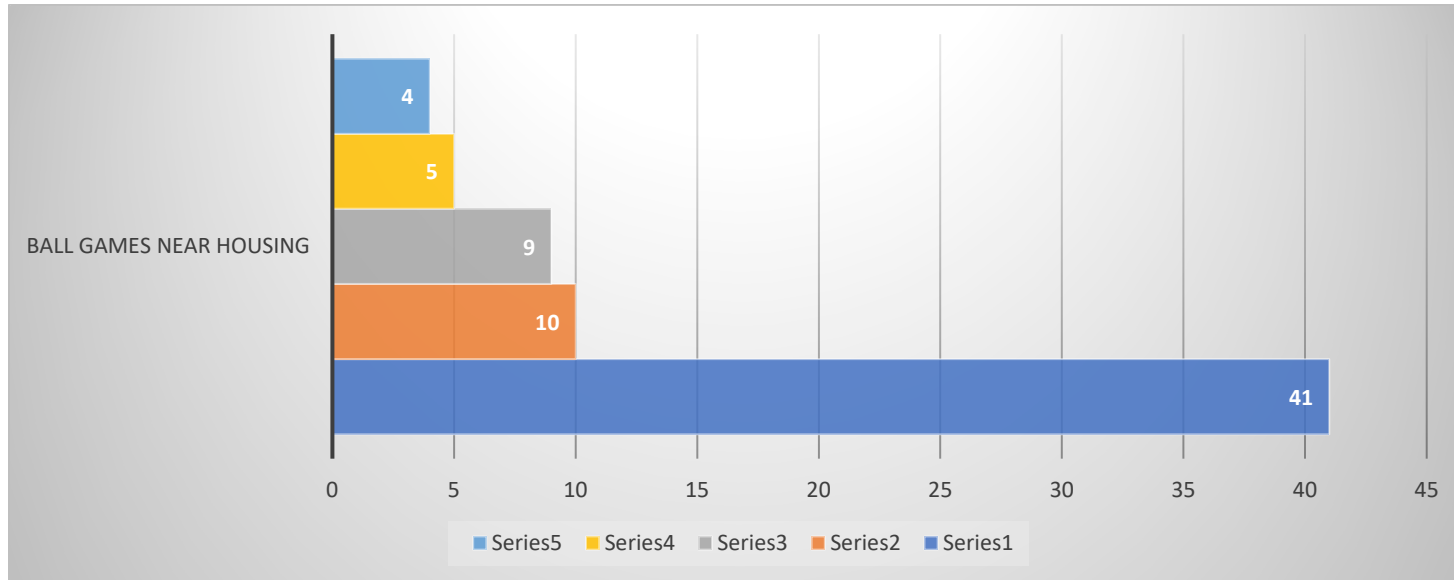


Destruction or vandalism of trees, nature areas or public space equipment	10	11	9	12	33		75	100%
	13.33%	14.67%	12.00%	16.00%	44.00%		100.00%	

1- On a scale of 1 to 5, where 1 is not a nuisance and 5 is a significant nuisance, to what extent do the behaviours listed cause a nuisance in public places near to you?

Question 1

Chart H



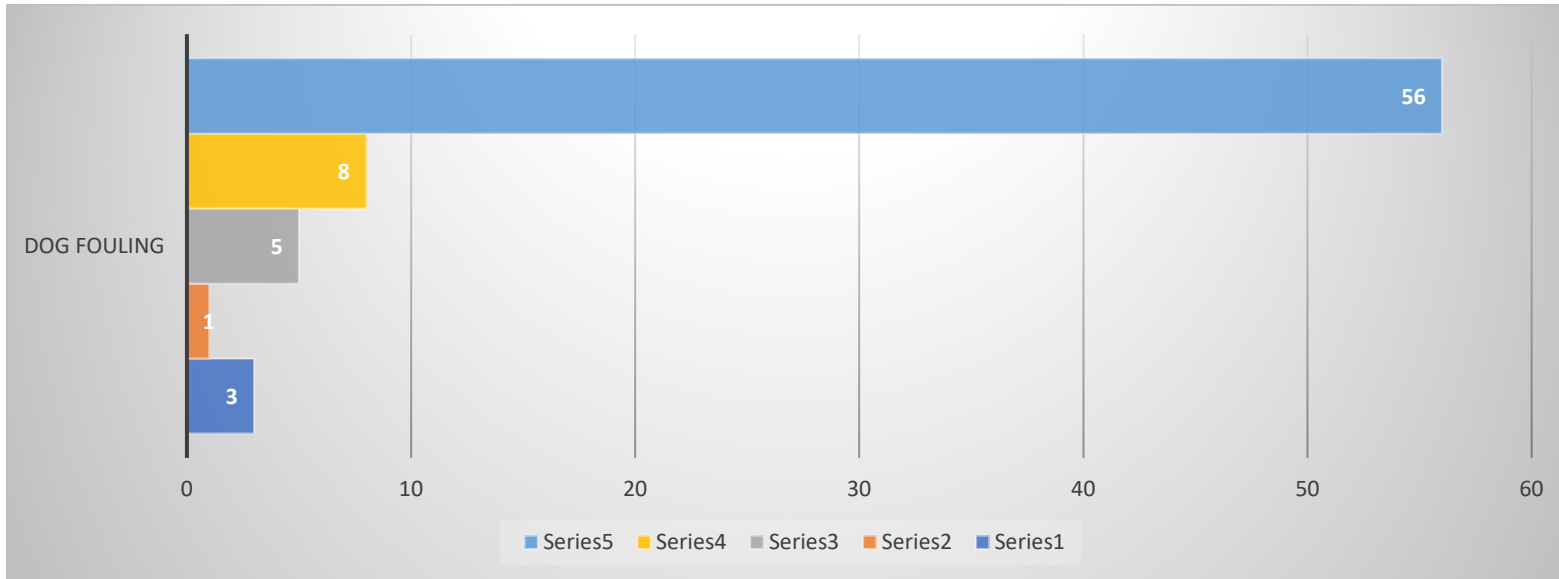
Ball games near housing	41	10	9	5	4		69
	59.42%	14.49%	13.04%	7.25%	5.80%		100.00%

92%

1- On a scale of 1 to 5, where 1 is not a nuisance and 5 is a significant nuisance, to what extent do the behaviours listed cause a nuisance in public places near to you?

Question 3

Chart A

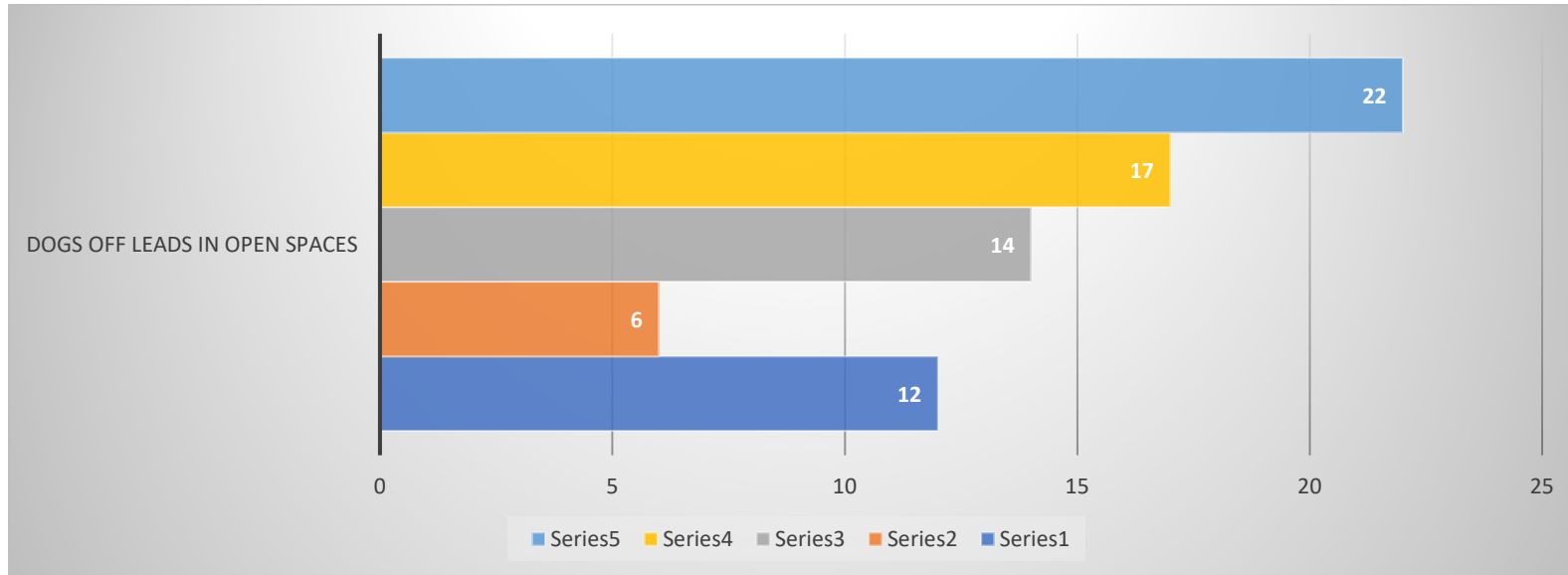


<u>Behaviour</u>	<u>Strongly disagree</u>	<u>Disagree</u>	<u>Neither agree or disagree</u>	<u>Agree</u>	<u>Strongly agree</u>		
Dog fouling	3	1	5	8	56		73
	4.11%	1.37%	6.85%	10.96%	76.71%		100%

Q 3. To what extent do you agree or disagree that the behaviours listed should be restricted in public places near to you?

Question 3

Chart B

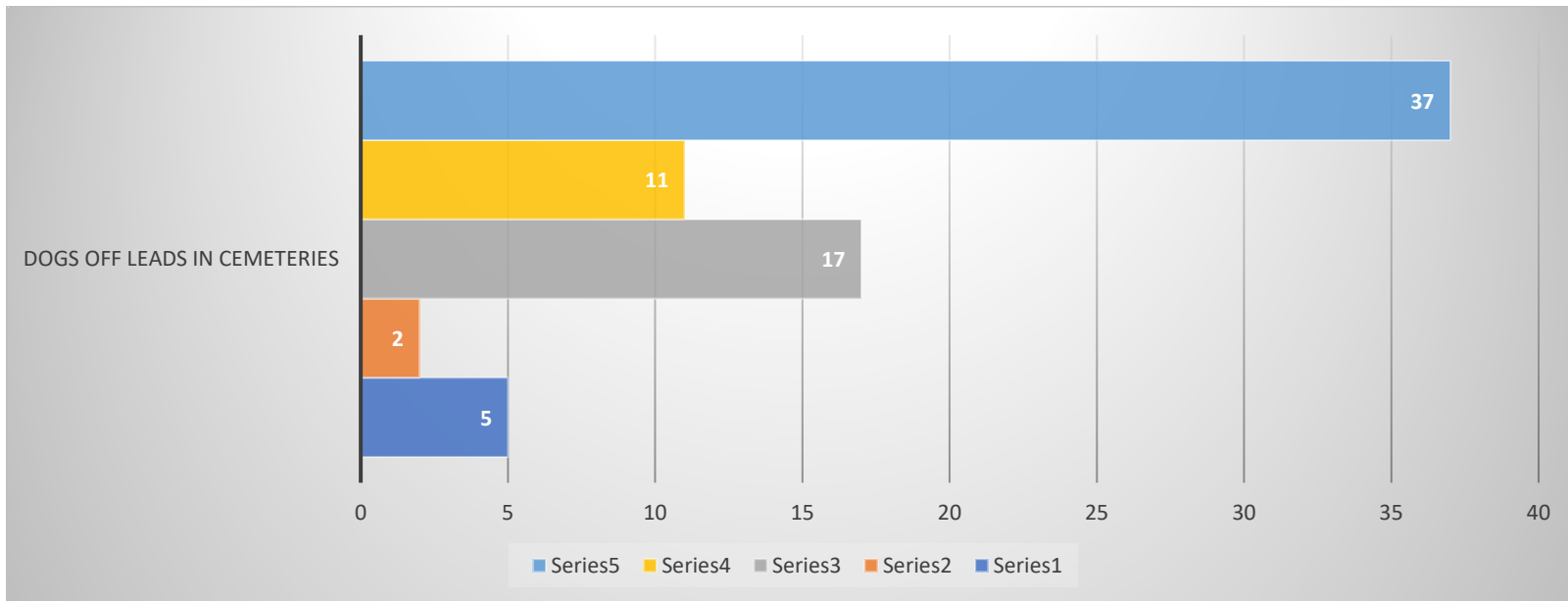


<u>Behaviour</u>	<u>Strongly disagree</u>	<u>Disagree</u>	<u>Neither agree or disagree</u>	<u>Agree</u>	<u>Strongly agree</u>		
<u>Dogs off leads in open spaces</u>	<u>12</u>	<u>6</u>	<u>14</u>	<u>17</u>	<u>22</u>		71
	<u>16.90%</u>	<u>8.45%</u>	<u>19.72%</u>	<u>23.94%</u>	<u>30.99%</u>		100%

Q 3. To what extent do you agree or disagree that the behaviours listed below should be restricted in public places near to you?

Question 3

Chart C

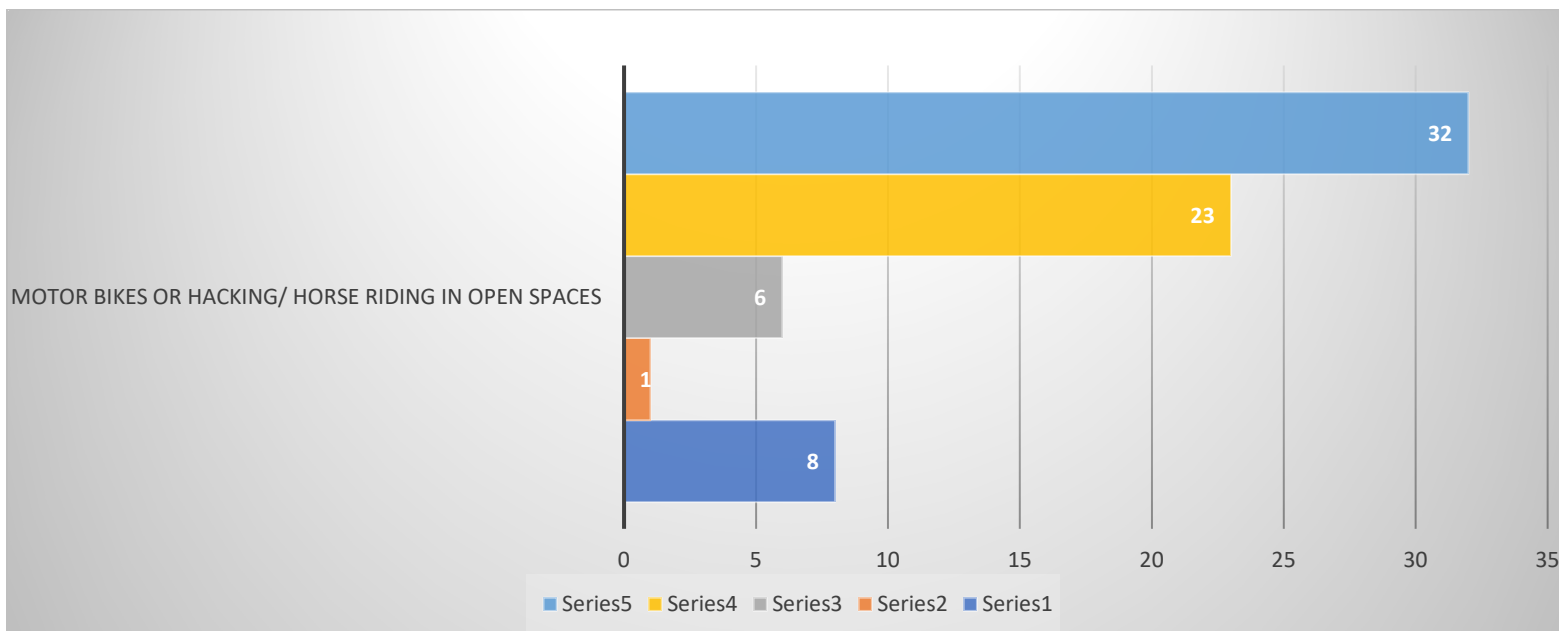


<u>Behaviour</u>	<u>Strongly disagree</u>	<u>Disagree</u>	<u>Neither agree or disagree</u>	<u>Agree</u>	<u>Strongly agree</u>		
Dogs off leads in cemeteries	5	2	17	11	37		72
	6.94%	2.78%	23.61%	15.28%	51.39%		100%

Q 3. To what extent do you agree or disagree that the behaviours listed below should be restricted in public places near to you?

Question 3

Chart D

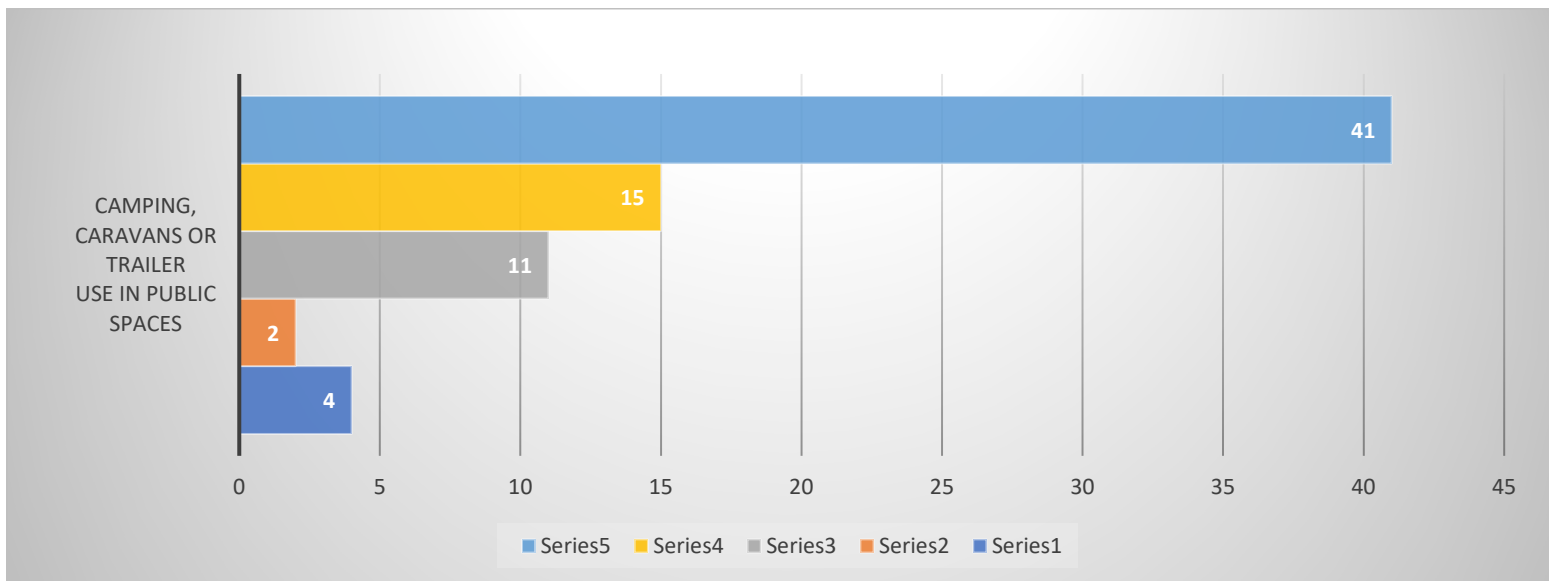


<u>Behaviour</u>	<u>Strongly disagree</u>	<u>Disagree</u>	<u>Neither agree or disagree</u>	<u>Agree</u>	<u>Strongly agree</u>		
Motor bikes or hacking/ horse riding in open spaces	<u>8</u>	<u>1</u>	<u>6</u>	<u>23</u>	<u>32</u>		70
	<u>11.43%</u>	<u>1.43%</u>	<u>8.57%</u>	<u>32.86%</u>	<u>45.71%</u>		100%

Q 3. To what extent do you agree or disagree that the behaviours listed below should be restricted in public places near to you?

Question 3

Chart E

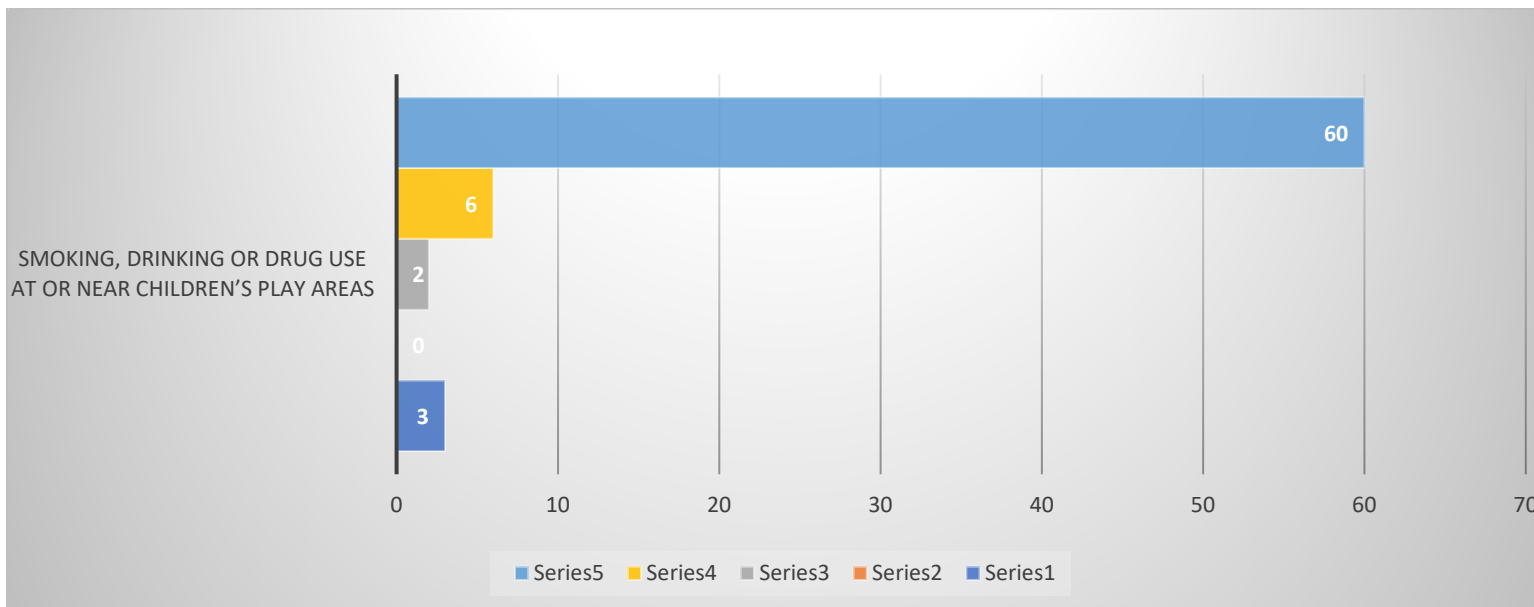


<u>Behaviour</u>	<u>Strongly disagree</u>	<u>Disagree</u>	<u>Neither agree or disagree</u>	<u>Agree</u>	<u>Strongly agree</u>		
<u>Camping, caravans or trailer use in public spaces</u>	<u>4</u>	<u>2</u>	<u>11</u>	<u>15</u>	<u>41</u>		73
	<u>5.48%</u>	<u>2.74%</u>	<u>15.07%</u>	<u>20.55%</u>	<u>56.16%</u>		100%

Q 3. To what extent do you agree or disagree that the behaviours listed below should be restricted in public places near to you?

Question 3

Chart F

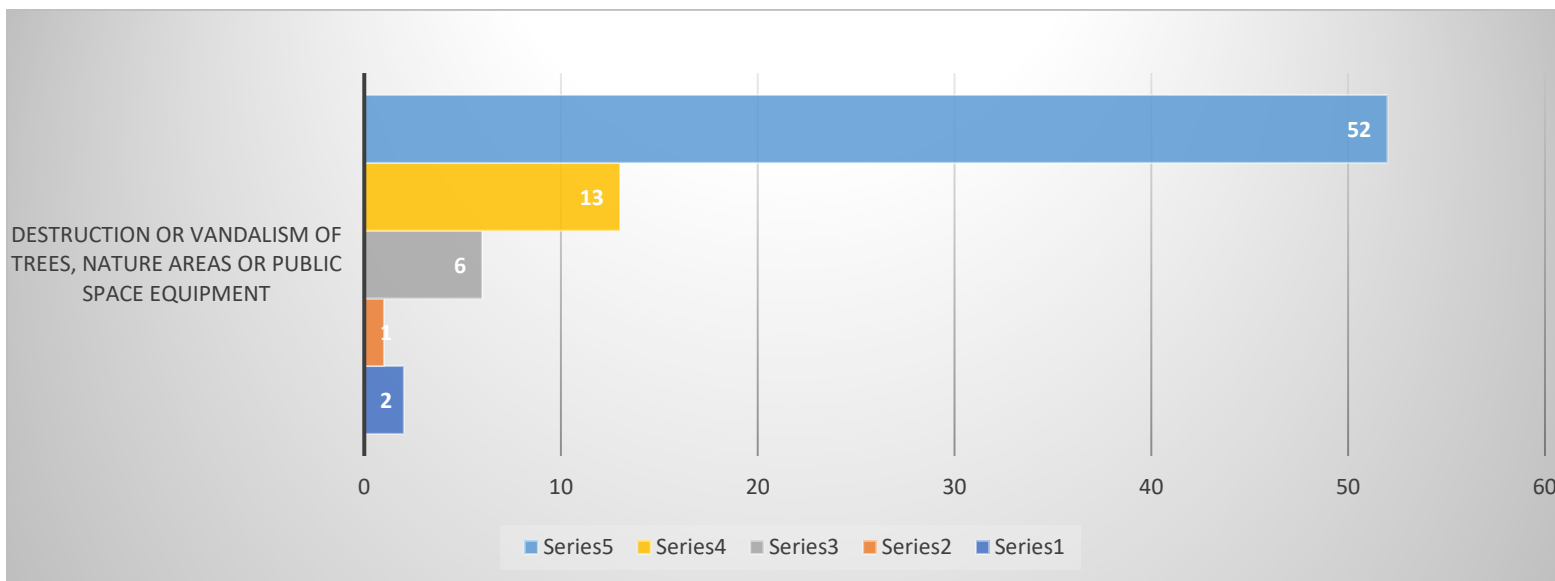


<u>Behaviour</u>	<u>Strongly disagree</u>	<u>Disagree</u>	<u>Neither agree or disagree</u>	<u>Agree</u>	<u>Strongly agree</u>		
<u>Smoking, drinking or drug use at or near children's play areas</u>	<u>3</u>	<u>0</u>	<u>2</u>	<u>6</u>	<u>60</u>		71
	<u>4.23%</u>	<u>0.00%</u>	<u>2.82%</u>	<u>8.45%</u>	<u>84.51%</u>		100%

Q 3. To what extent do you agree or disagree that the behaviours listed below should be restricted in public places near to you?

Question 3

Chart G

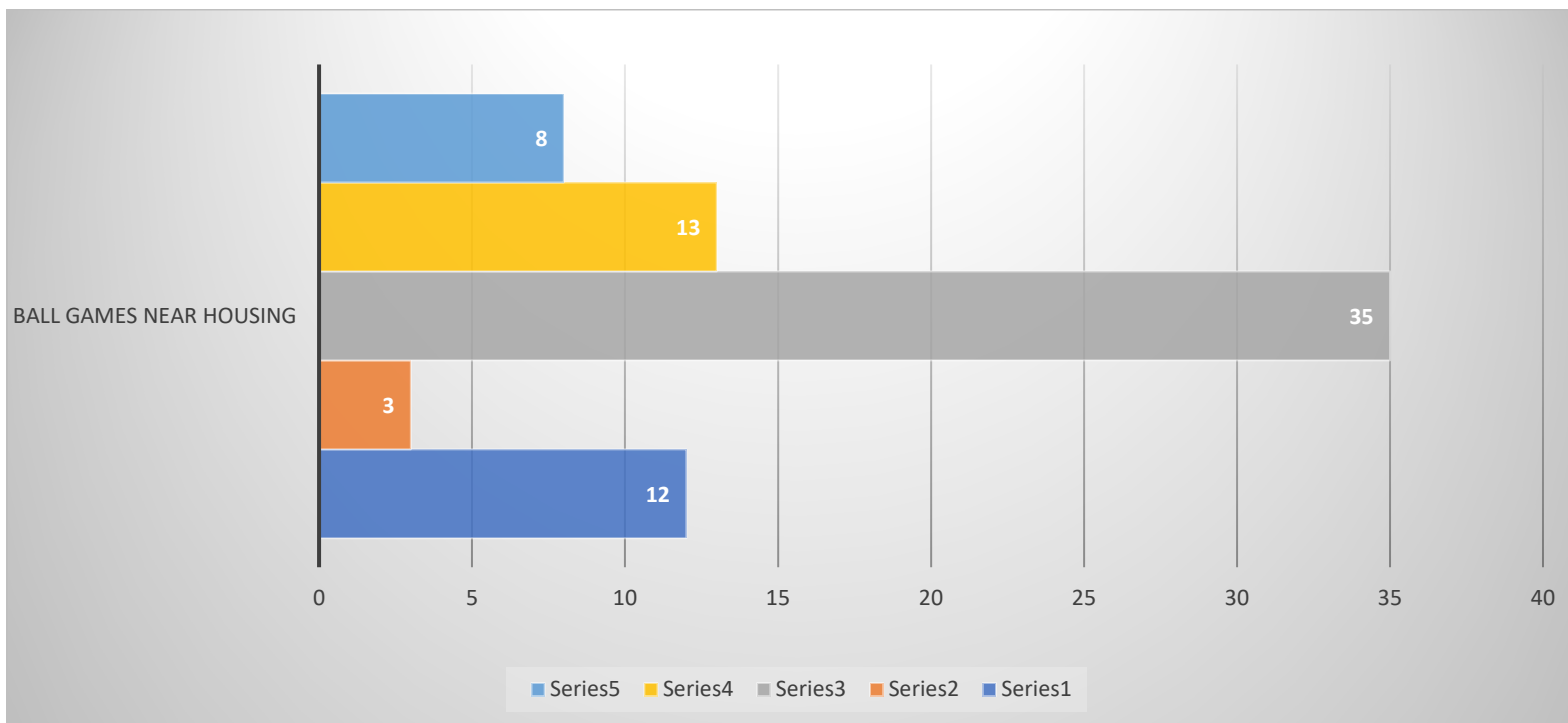


<u>Behaviour</u>	<u>Strongly disagree</u>	<u>Disagree</u>	<u>Neither agree or disagree</u>	<u>Agree</u>	<u>Strongly agree</u>		
<u>Destruction or vandalism of trees, nature areas or public space equipment</u>	<u>2</u>	<u>1</u>	<u>6</u>	<u>13</u>	<u>52</u>		74
	<u>2.70%</u>	<u>1.35%</u>	<u>8.11%</u>	<u>17.57%</u>	<u>70.27%</u>		100%

Q 3. To what extent do you agree or disagree that the behaviours listed below should be restricted in public places near to you?

Question 3

Chart H

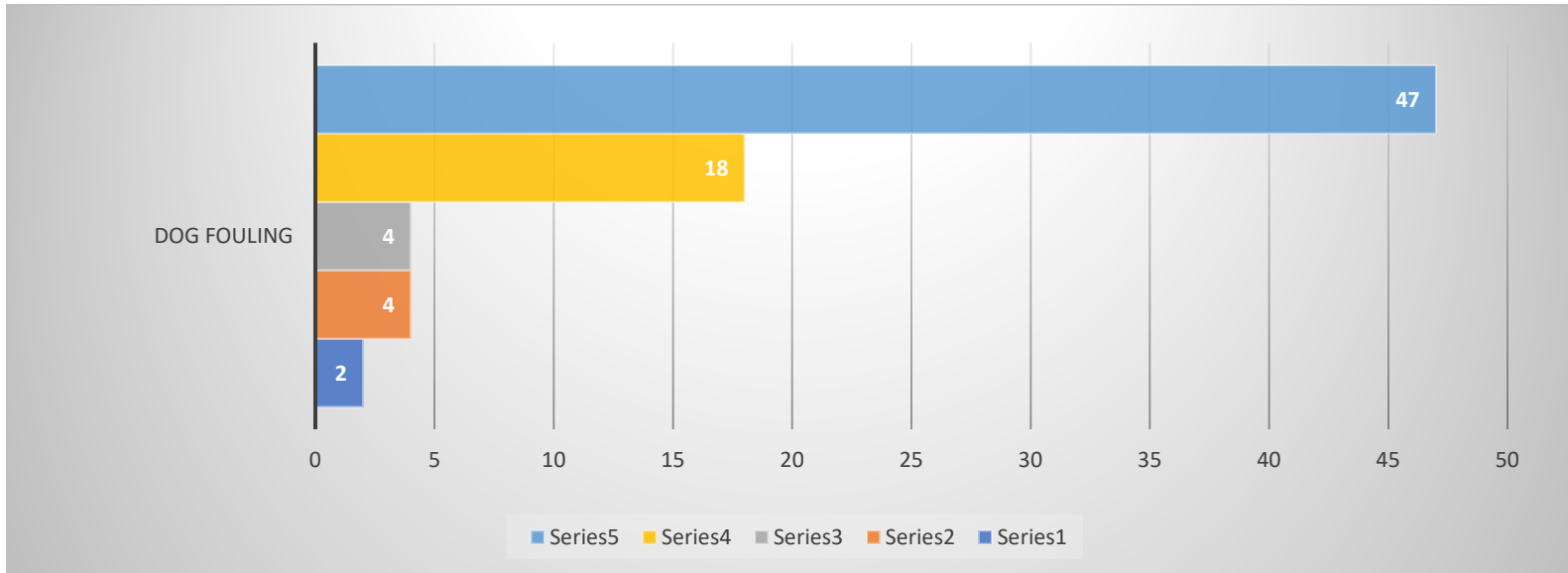


<u>Behaviour</u>	<u>Strongly disagree</u>	<u>Disagree</u>	<u>Neither agree or disagree</u>	<u>Agree</u>	<u>Strongly agree</u>		
<u>Ball games near housing</u>	<u>12</u>	<u>3</u>	<u>35</u>	<u>13</u>	<u>8</u>		71
	<u>16.90%</u>	<u>4.23%</u>	<u>49.30%</u>	<u>18.31%</u>	<u>11.27%</u>		100%

Q 3. To what extent do you agree or disagree that the behaviours listed below should be restricted in public places near to you?

Question 4

Chart A

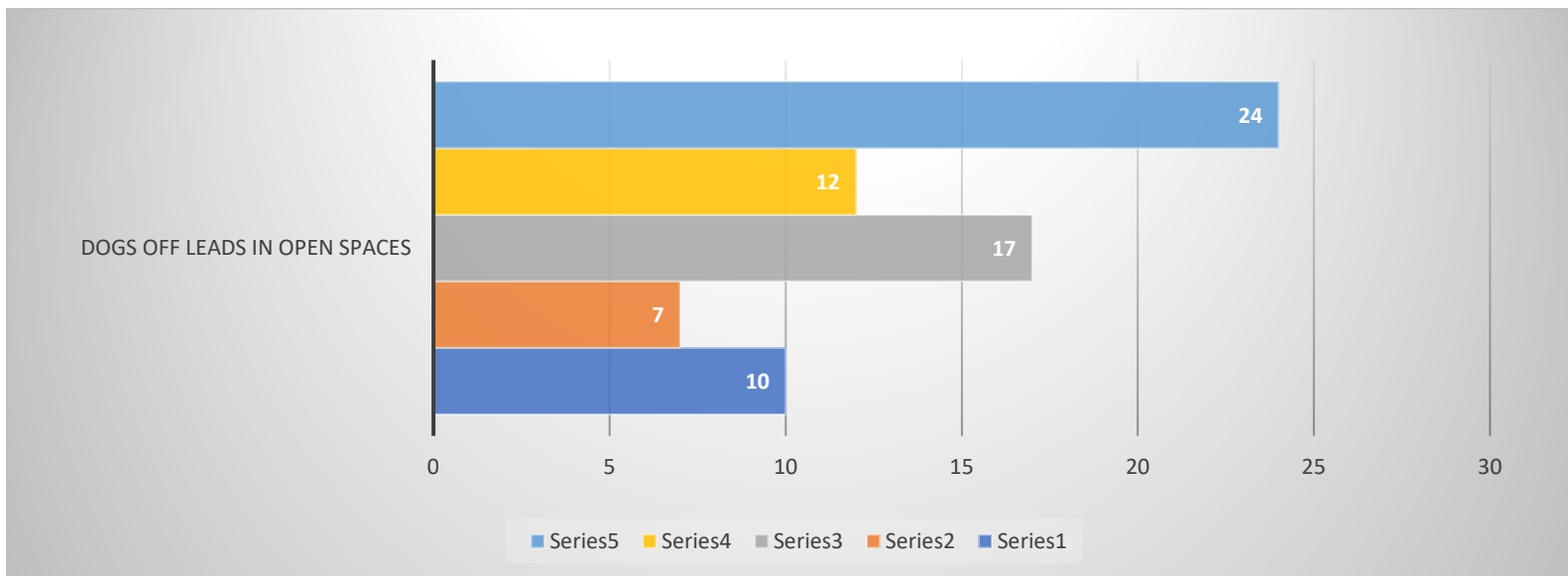


<u>Behaviour</u>	<u>Strongly disagree</u>	<u>Disagree</u>	<u>Neither agree or disagree</u>	<u>Agree</u>	<u>Strongly agree</u>		
<u>Dog fouling</u>	<u>2</u>	<u>4</u>	<u>4</u>	<u>18</u>	<u>47</u>		75
	<u>2.67%</u>	<u>5.33%</u>	<u>5.33%</u>	<u>24.00%</u>	<u>62.67%</u>		100%

4 - A public space protection order can give the police and council more powers to deal with behaviours that cause a nuisance, including issuing warnings, fixed penalty notices and, in some circumstances, summonses to court. To what extent do you agree or disagree that these are reasonable penalties for the behaviours listed?

Question 4

Chart B

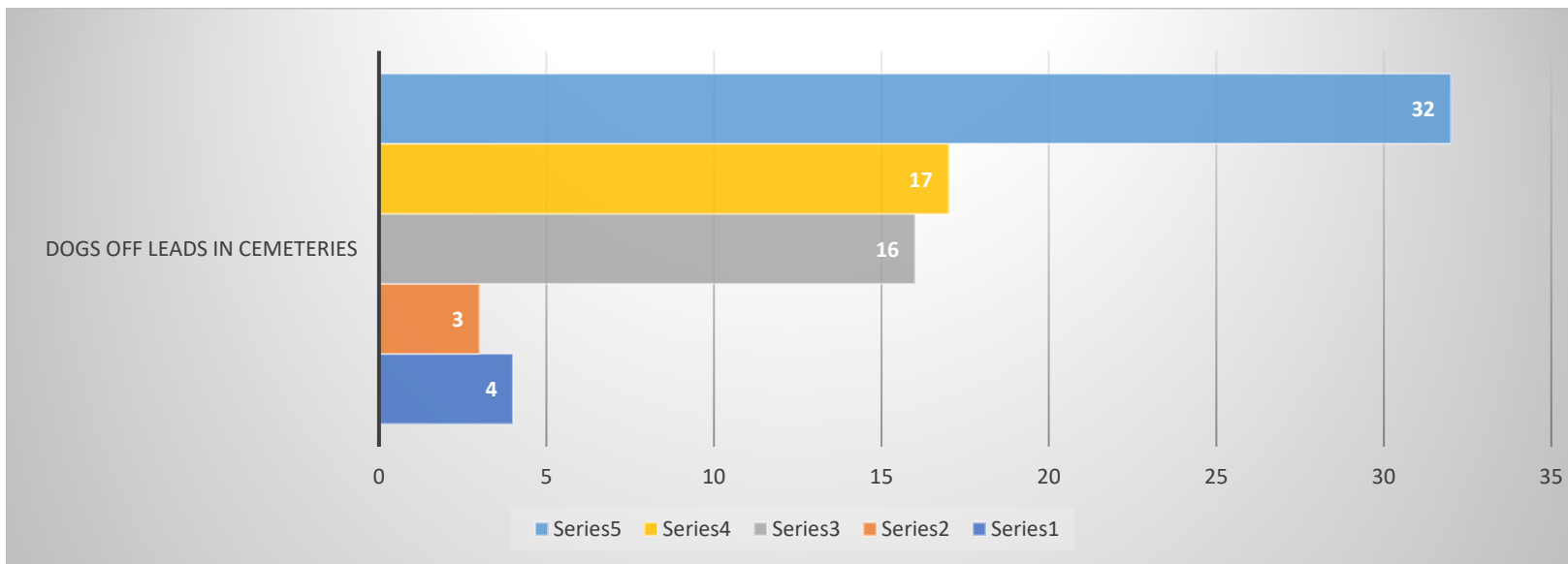


<u>Behaviour</u>	<u>Strongly disagree</u>	<u>Disagree</u>	<u>Neither agree or disagree</u>	<u>Agree</u>	<u>Strongly agree</u>		
<u>Dogs off leads in open spaces</u>	<u>10</u>	<u>7</u>	<u>17</u>	<u>12</u>	<u>24</u>		70
	<u>14.29%</u>	<u>10.00%</u>	<u>24.29%</u>	<u>17.14%</u>	<u>34.29%</u>		100%

4 - A public space protection order can give the police and council more powers to deal with behaviours that cause a nuisance, including issuing warnings, fixed penalty notices and, in some circumstances, summonses to court. To what extent do you agree or disagree that these are reasonable penalties for the behaviours listed?

Question 4

Chart C

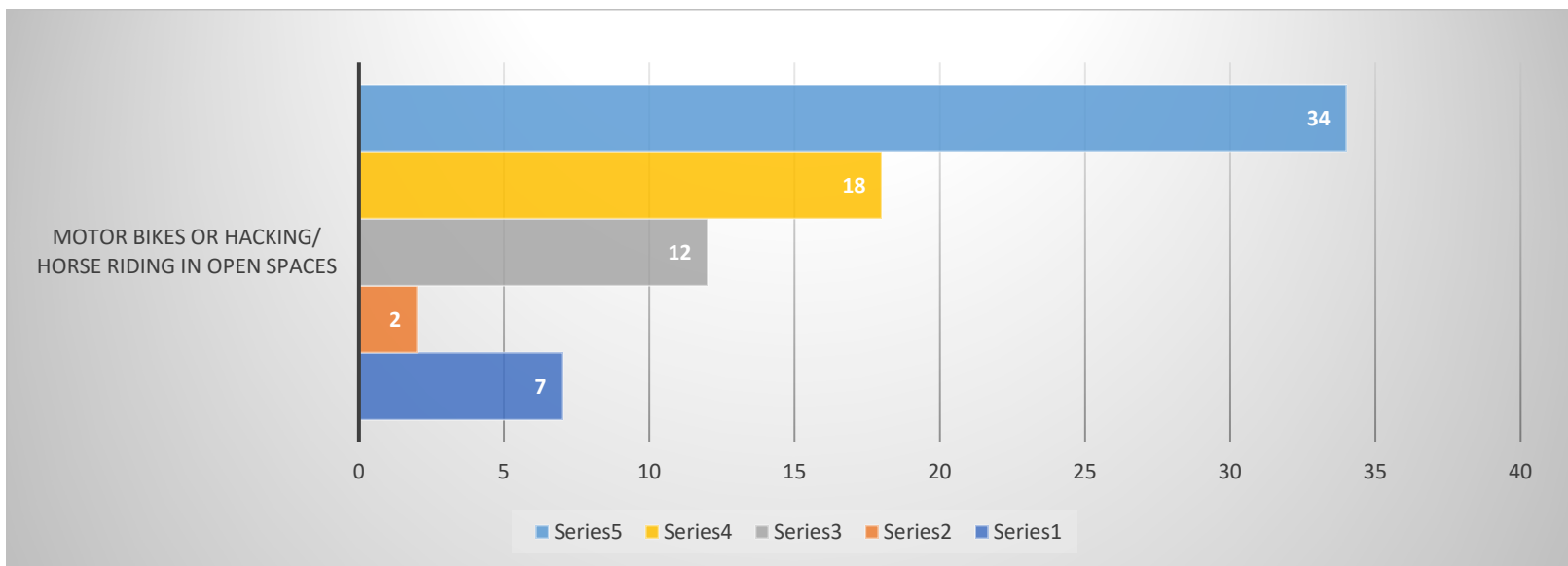


<u>Behaviour</u>	<u>Strongly disagree</u>	<u>Disagree</u>	<u>Neither agree or disagree</u>	<u>Agree</u>	<u>Strongly agree</u>		
<u>Dogs off leads in cemeteries</u>	<u>4</u>	<u>3</u>	<u>16</u>	<u>17</u>	<u>32</u>		72
	<u>5.56%</u>	<u>4.17%</u>	<u>22.22%</u>	<u>23.61%</u>	<u>44.44%</u>		100%

4 - A public space protection order can give the police and council more powers to deal with behaviours that cause a nuisance, including issuing warnings, fixed penalty notices and, in some circumstances, summonses to court. To what extent do you agree or disagree that these are reasonable penalties for the behaviours listed?

Question 4

Chart D

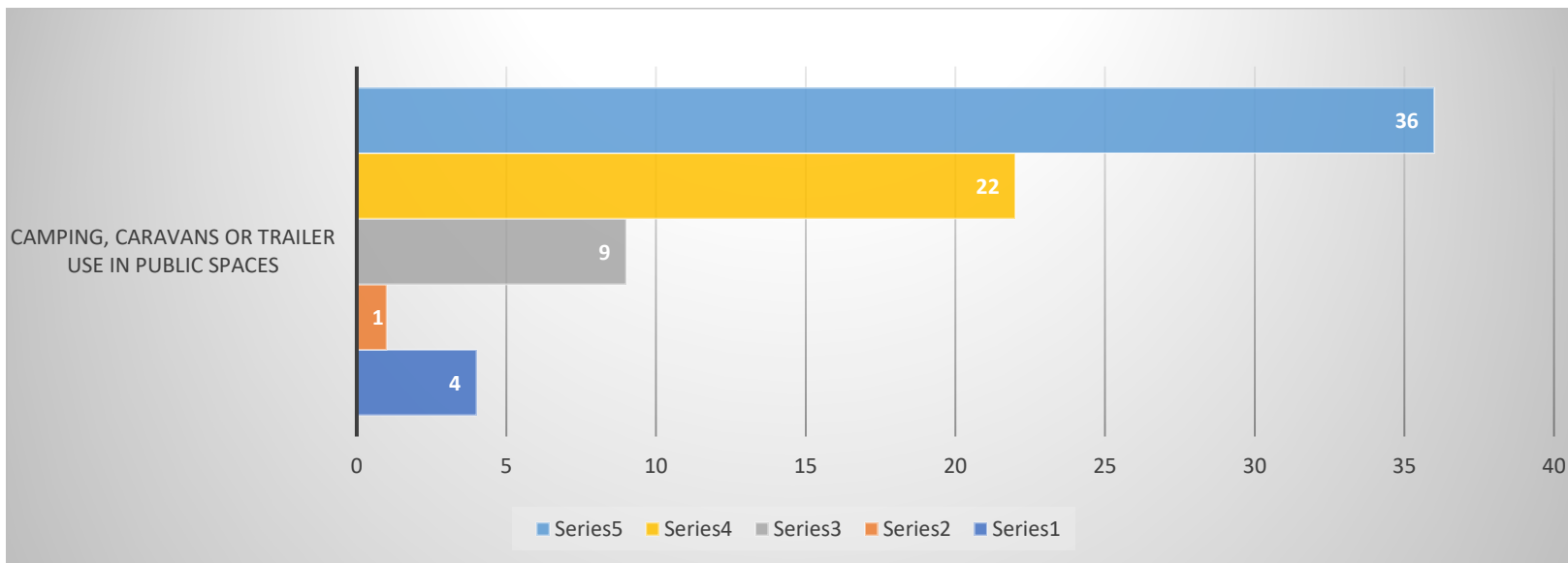


<u>Behaviour</u>	<u>Strongly disagree</u>	<u>Disagree</u>	<u>Neither agree or disagree</u>	<u>Agree</u>	<u>Strongly agree</u>		
<u>Motor bikes or hacking/ horse riding in open spaces</u>	<u>7</u>	<u>2</u>	<u>12</u>	<u>18</u>	<u>34</u>		73
	<u>9.59%</u>	<u>2.74%</u>	<u>16.44%</u>	<u>24.66%</u>	<u>46.58%</u>		100%

4 - A public space protection order can give the police and council more powers to deal with behaviours that cause a nuisance, including issuing warnings, fixed penalty notices and, in some circumstances, summonses to court. To what extent do you agree or disagree that these are reasonable penalties for the behaviours listed?

Question 4

Chart E

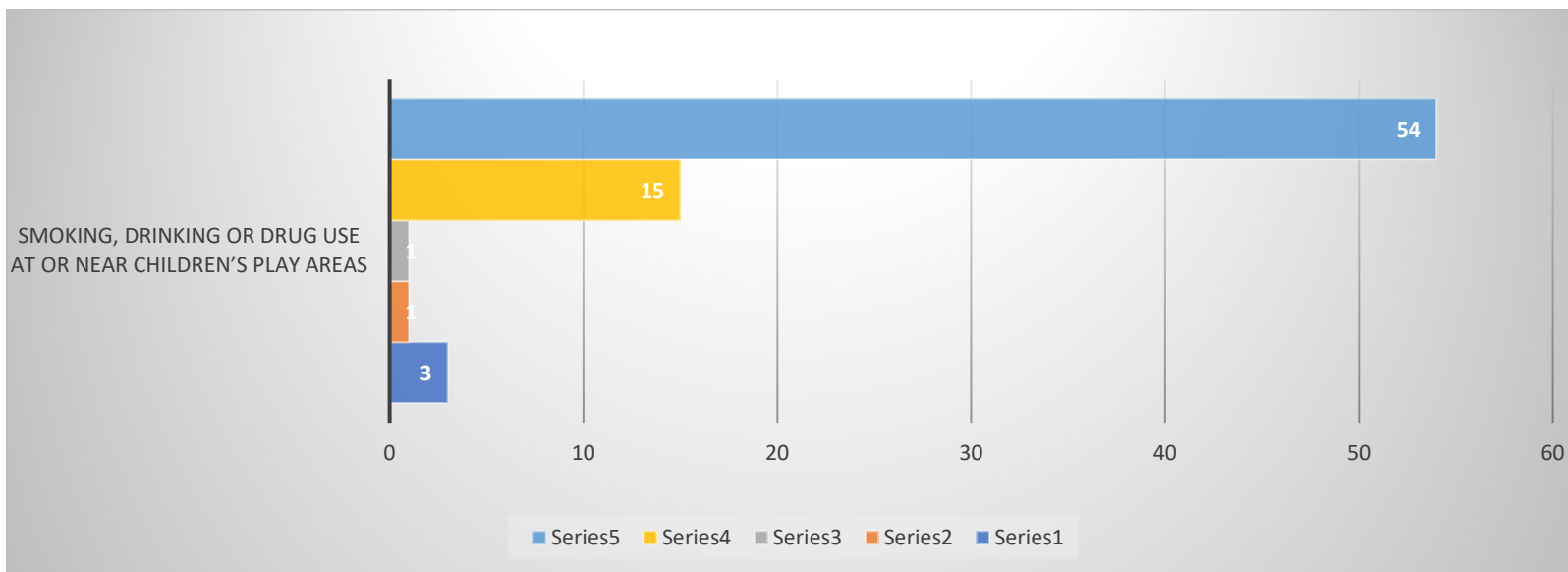


<u>Behaviour</u>	<u>Strongly disagree</u>	<u>Disagree</u>	<u>Neither agree or disagree</u>	<u>Agree</u>	<u>Strongly agree</u>		
<u>Camping, caravans or trailer use in public spaces</u>	<u>4</u>	<u>1</u>	<u>9</u>	<u>22</u>	<u>36</u>		72
	<u>5.56%</u>	<u>1.39%</u>	<u>12.50%</u>	<u>30.56%</u>	<u>50.00%</u>		100%

4 - A public space protection order can give the police and council more powers to deal with behaviours that cause a nuisance, including issuing warnings, fixed penalty notices and, in some circumstances, summonses to court. To what extent do you agree or disagree that these are reasonable penalties for the behaviours listed?

Question 4

Chart F

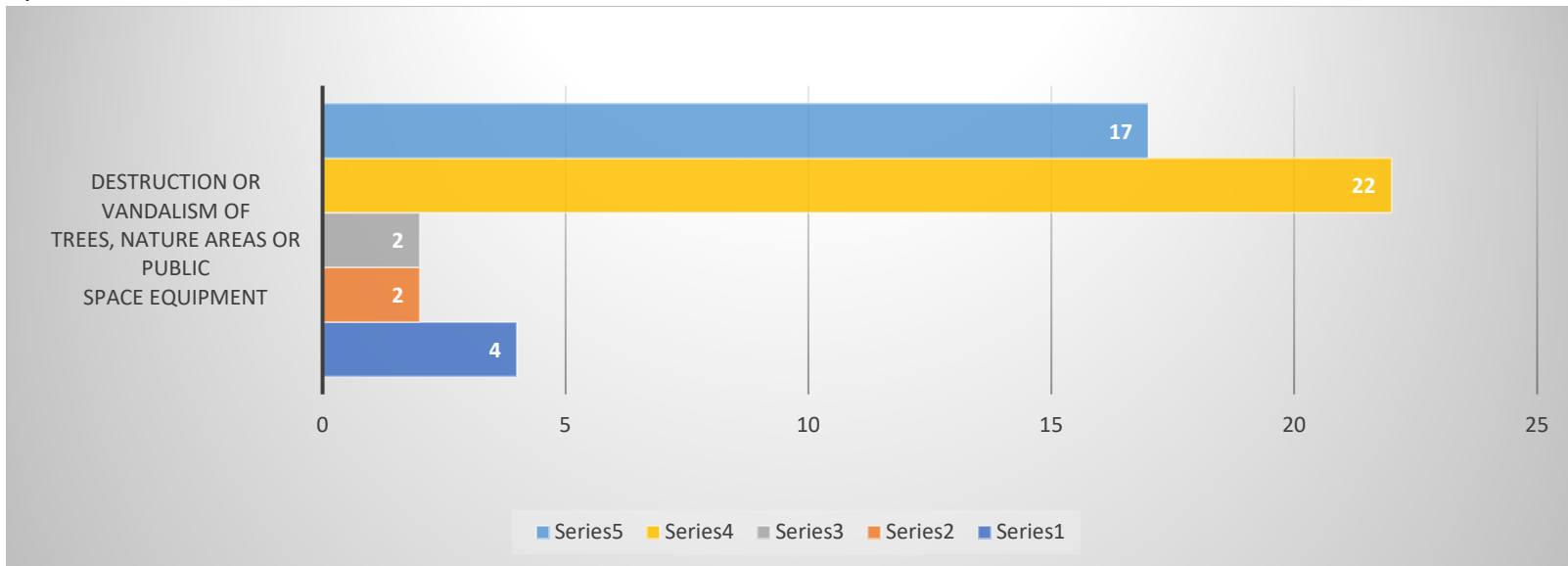


<u>Behaviour</u>	<u>Strongly disagree</u>	<u>Disagree</u>	<u>Neither agree or disagree</u>	<u>Agree</u>	<u>Strongly agree</u>		
<u>Smoking, drinking or drug use at or near children's play areas</u>	<u>3</u>	<u>1</u>	<u>1</u>	<u>15</u>	<u>54</u>		74
	<u>4.05%</u>	<u>1.35%</u>	<u>1.35%</u>	<u>20.27%</u>	<u>72.97%</u>		100%

4 - A public space protection order can give the police and council more powers to deal with behaviours that cause a nuisance, including issuing warnings, fixed penalty notices and, in some circumstances, summonses to court. To what extent do you agree or disagree that these are reasonable penalties for the behaviours listed?

Question 4

Chart G

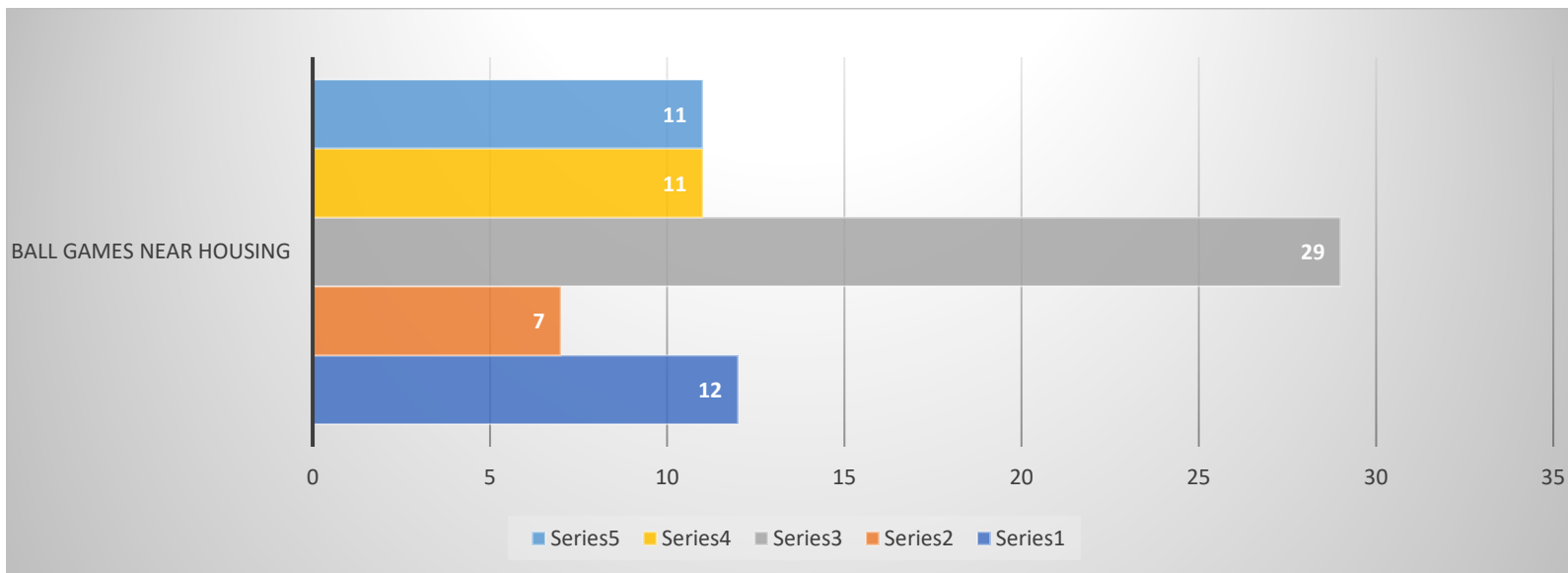


<u>Behaviour</u>	<u>Strongly disagree</u>	<u>Disagree</u>	<u>Neither agree or disagree</u>	<u>Agree</u>	<u>Strongly agree</u>		
<u>Destruction or vandalism of trees, nature areas or public space equipment</u>	<u>4</u>	<u>2</u>	<u>2</u>	<u>22</u>	<u>17</u>		47
	<u>8.51%</u>	<u>4.26%</u>	<u>4.26%</u>	<u>46.81%</u>	<u>36.17%</u>		100%

4 - A public space protection order can give the police and council more powers to deal with behaviours that cause a nuisance, including issuing warnings, fixed penalty notices and, in some circumstances, summonses to court. To what extent do you agree or disagree that these are reasonable penalties for the behaviours listed?

Question 4

Chart H



<u>Behaviour</u>	<u>Strongly disagree</u>	<u>Disagree</u>	<u>Neither agree or disagree</u>	<u>Agree</u>	<u>Strongly agree</u>		
Ball games near housing	12	7	29	11	11		70
	17.14%	10.00%	41.43%	15.71%	15.71%		100%

4 - A public space protection order can give the police and council more powers to deal with behaviours that cause a nuisance, including issuing warnings, fixed penalty notices and, in some circumstances, summonses to court. To what extent do you agree or disagree that these are reasonable penalties for the behaviours listed?